

ROLAND® Product Line

ROLAND® GmbH
Steinbeeke 17
D-27243 Harpstedt

T: +49 4244 95380

www.roland-germany.com

ROLAND®



ROLAND®

IN OVER 30 YEARS, ROLAND HAS COMPLETELY FITTED OUT MORE THAN 50 MEGA YACHTS AND SERVICES THEM ALL OVER THE WORLD.

We have gained large experience from more than two hundred gastronomy and fifty mega yacht projects which made us one of the most experienced of our industry today and which paves the way for setting of new standards.



FROM THE VERY BEGINNING, ROLAND HAS INTEGRATED ONLY THE HIGHEST QUALITY STANDARDS INTO THE OVERALL CONCEPT OF FURNITURE DESIGN. THE ADVANTAGES OF ROLAND FURNITURE SERIES ARE:

- modular design
- interchangeable outfits
- hygiene standards higher than H1
- excellent workmanship
- precision
- specific material qualities
- special room features
- complete stainless steel




SMALL DIFFERENCES, BIG EFFECT!

In collaboration with the HOBART Company a new series of dishwashers has been developed, which is specifically designed for the use on board of yachts.

Various features fine-tune the machine for use on yachts and combine the know-how of two German market leaders in one product.

Both machines of the series are fully operational in galleys and in pantries. The main focus of the FP-Y with its integrated vapor extract is on pantries, whereas the FXL-Y with its enlarged wash chamber focuses on galleys for wash ware from 1/1 GN up to 600 x 400 mm BN.

SPECIAL FEATURES OF THE YACHT EDITION



INTERIOR LIGHTING (FP-Y ONLY)

The blue interior lighting gives the machine a new design and a special light effect into the room. This feature makes it easier to operate the dishwasher in dark rooms, pantries and bars.

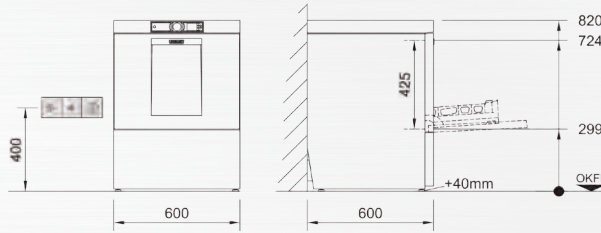
DOUBLE RACK SYSTEM

With the intelligent double rack system two racks can be washed in a single wash cycle.

SPECIAL SEALING

The specially developed three sided sealing guarantees tightness of the machine up to a ship's list of up to 8%. The standard design only guarantees up to 4%.

FP-Y FEATURES



CYCLE TIMES	80 / 150 / 170 sec and special cycles	Frequency without neutral conductor special voltage	50 or 60 Hz on request on request
CAPACITY Racks	45 / 21 /h		
TANK CAPACITY	10,6 l	DIMENSIONS Width	600 mm
WATER CONSUMPTION	1 l / rack	Depth	600 mm
WASH PUMP Tank heating	0,6 kW / 350 l/min 0,8 kW	Height	820 mm
TOTAL LOADING Standard Alternative Power supply	7,7 kW / 3 x 16 A 3,6 kW / 16 A 400 V / 3 N (230 V / 1 N)	Loading height	425 mm
		Rack size	500 x 500 / 500 x 530 mm

VAPOSTOP DOOR SYSTEM

When opening a conventional dishwasher hot steam escapes from the machine. The VAPOSTOP door system extracts the moisture saturated air. Due to the exhaust the escape of steam is effectively avoided. The input of humidity into the room decreases by 45 % compared to ordinary machines.


HOT-TEMP WASHING

In conventional dishwashers the wash temperature is at approx. 60°C, but with the HOT-TEMP washing, the wash ware is washed at approx. 63 °C. This improves the efficiency of the detergent – the wash ware is cleaned faster whilst the capacity of the machine is raised by up to 45 racks/h.

PERFECT DRYING MANAGER

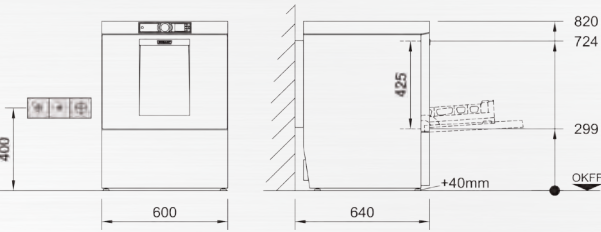
The PERFECT drying manager of the FP-Y has a multistage ventilation which extracts the air, saturated with moisture, out of the machine. Fresh air streaming in also absorbs moisture. At the same time the temperature of the wash ware is reduced – especially glasses can soon be used again. The drying phase can be interrupted at any time.

FXL-Y FEATURES ADDITIONAL TO FP-Y FEATURES



XL WASH CHAMBER

In galleys additionally EN-boxes and large sheets have to be washed. Due to an enlarged chamber the FXL-Y model offers space for wash ware from 1/1 GN up to 600 x 400 mm.



CYCLE TIMES	90 / 180 / 360 sec and special cycles	Frequency without neutral conductor special voltage	50 or 60 Hz on request on request
CAPACITY Racks	40/h		
TANK CAPACITY	10,6 l	DIMENSIONS Width	600 mm
WATER CONSUMPTION	2 l / rack	Depth	600 mm
WASH PUMP Tank heating	0,6 kW / 350 l/min 0,8 kW	Height	820 mm
TOTAL LOADING Standard Alternative Power supply	7,7 kW / 3 x 16 A 3,6 kW / 16 A 400 V / 3 N (230 V / 1 N)	Loading height	425 mm
		Rack size	500 x 500 / 500 x 530 mm